

**GODAVARI INSTITUTE OF ENGINEERING & TECHNOLOGY (AUTONOMOUS)  
NH-16, CHAITANYA KNOWLEDGE CITY, RAJAHMUNDRY-533296**

**Student Satisfaction Survey on overall Institutional Performance (2019-20)  
@ Godavari Institute of Engineering & Technology (Autonomous)**

Q1. How much of the syllabus was covered in the class?

**Analysis:** Most of the students they are satisfied with the syllabus coverage in the class.

Q2. How well did the teachers prepare for the classes?

**Analysis:** Most of the students said teachers are well prepared for the class.

Q3. How well were the teachers able to communicate?

**Analysis:** Students are very much satisfied with the teachers' communication.

Q4. The teacher's approach to teaching can best be described as

**Analysis:** Teachers approach of teaching is very good as stated by the students.

Q5. Fairness of the internal evaluation process by the teachers.

**Analysis:** Most of the students are very much satisfied with the internal evaluation process.

Q6. Was your performance in assignments discussed with you?

**Analysis:** Students performance in assignments is well addressed with the students

Q7. The institute takes active interest in promoting internship, student exchange, field visit opportunities for students.

**Analysis:** Most of the students are satisfied with institute for them internship, student exchange, field visit opportunities for students.

Q8. The teaching and mentoring process in your institution facilitates you in cognitive, social and emotional growth.

**Analysis:** Students expressed their satisfaction towards the teaching and mentoring process in the institution.

Q18. Efforts are made by the institute/ teachers to inculcate soft skills, life skills and employability skills to make you ready for the world of work.

**Analysis:** Students praised the institution efforts towards the teachers support to inculcate soft skills, life skills and employability skills to make ready for the world of work.

Q19. What percentage of teachers use ICT tools such as LCD projector, Multimedia, etc. while teaching.

**Analysis:** Students showed their satisfaction towards the usage of ICT tools such as LCD projector, Multimedia, etc. while teaching.

Q20. The overall quality of teaching-learning process in your institute is very good.

**Analysis:** Students overwhelmed with the overall teaching-learning process in the institute.

**Sample Analysis report is enclosed:**



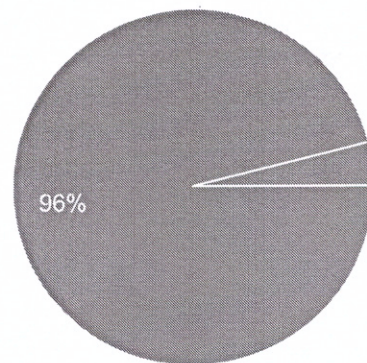
**IQAC**  
Godavari Institute of  
Engineering & Technology  
NH-16, Chaitanya Knowledge City,  
RAJAHMUNDRY.



### Q3. How well were the teachers able to communicate?

 Copy

50 responses

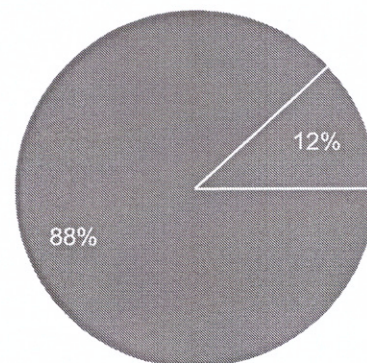


- 4 – Always effective
- 3 – Sometimes effective
- 2 – Just satisfactorily
- 1 – Generally ineffective
- 0 – Very poor communication

### Q4. The teacher's approach to teaching can best be described as

 Copy

50 responses



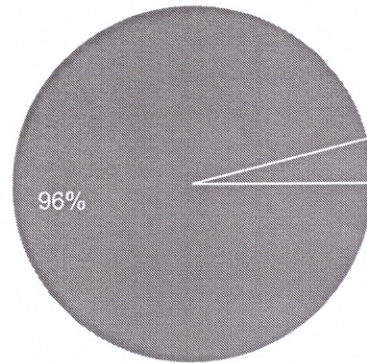
- 4 – Excellent
- 3 – Very good
- 2 – Good
- 1 – Fair
- 0 – Poor



Q7. The institute takes active interest in promoting internship, student exchange, field visit opportunities for students.



50 responses

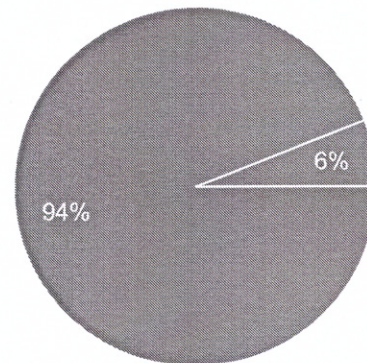


- 4 - Regularly
- 3 - Often
- 2 - Sometimes
- 1 - Rarely
- 0 - Never

Q8. The teaching and mentoring process in your institution facilitates you in cognitive, social and emotional growth.



50 responses



- 4 - Significantly
- 3 - Very well
- 2 - Moderately
- 1 - Marginally
- 0 - Not at all






Q11. Your mentor does a necessary follow-up with an assigned task to you. .

 Copy

50 responses




- 4 – Every time
- 3 – Usually
- 2– Occasionally/Sometimes
- 1 – Rarely
- 0 – I don't have a mentor

Q12. The teachers illustrate the concepts through examples and applications

 Copy

50 responses



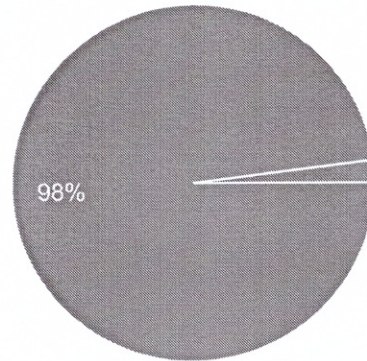
- 4 – Every time
- 3 – Usually
- 2– Occasionally/Sometimes
- 1 – Rarely
- 0 – Never



Q15. The institution makes effort to engage students in the monitoring, review and continuous quality improvement of the teaching learning process



50 responses




- 4 – Strongly agree
- 3 – Agree
- 2 – Neutral
- 1 – Disagree
- 0 – Strongly disagree

Q16. The institute/ teachers use student centric methods, such as experiential learning, participative learning and problem solving methodologies for enhancing learning experiences.



50 responses



- 4 – To a great extent
- 3 – Moderate
- 2 – Some what
- 1 – Very little
- 0 – Not at all

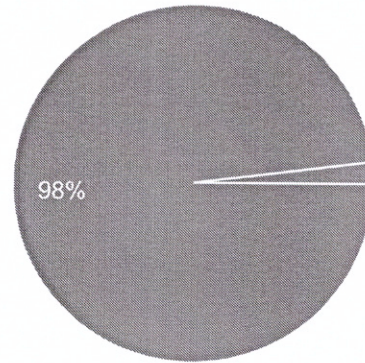




Q19. What percentage of teachers use ICT tools such as LCD projector, Multimedia, etc. while teaching.

 Copy

50 responses




- 4 - Above 90%
- 3 - 70 - 89%
- 2 - 50 - 69%
- 1 - 30 - 49%
- 0 - Below 29%

Q20. The overall quality of teaching-learning process in your institute is very good.

 Copy

50 responses



- 4 - Strongly agree
- 3 - Agree
- 2 - Neutral
- 1 - Disagree
- 0 - Strongly disagree



**IQAC**  
Godavari Institute of  
Engineering & Technology  
NH-16, Chaitanya Knowledge City,  
RAJAHMUNDRY.

